

Application must be completed and signed by the person taking the exam

1. Personal Information Name must match your current government issued ID or Passport

Surname Hong	First Name Gildong	
Street Address 영문주소		
City/Province/Country 도시/도/ Republic of Korea	Postal Code 우편 주소	Date of Birth (mm/dd/yyyy) 12/25/1981
Email KETC에 등록된 메일과 동일하게	Mobile Phone +82-10-000-0000	

2. Exam Location - Confirmation will be emailed in 3-4 weeks from receipt

Site Code: _____ Exam Date: _____ Name of Agency: KETC Korea Co.,Ltd.

**Only if applicable*

3. Code Book: choose one of the package options below, or select "CWI Examination Only"

CODEBOOK (PART C)	LANGUAGE*
<input type="checkbox"/> AWS D1.1 – Structural Steel Code <input type="checkbox"/> AWS D1.2 – Structural Aluminum Code <input type="checkbox"/> AWS D1.5 – Bridge Welding Code <input type="checkbox"/> AWS D15.1 – Railroad <input type="checkbox"/> AWS D17.1 – Aerospace <input type="checkbox"/> ASME BPVC Section VIII, Div. 1 and Section IX <input type="checkbox"/> ASME BPVC Section IX, Power B31.1 and Process B31.3 Piping <input checked="" type="checkbox"/> API-1104 – Pipelines <input type="checkbox"/> ISO Standards	<input type="checkbox"/> English <input type="checkbox"/> Chinese <input type="checkbox"/> Spanish <input type="checkbox"/> Russian <input type="checkbox"/> Portuguese <input type="checkbox"/> Japanese <input checked="" type="checkbox"/> Korean <p style="font-size: small;">* all exams have English translation</p>

5. Associa

1EA

1EA

가

TYPE OF BUSINESS (CHECK ONLY ONE)	Job Classification (check only ONE)	Technical Interests (check ALL that apply)
<p>A <input type="checkbox"/> Contract Construction</p> <p>B <input type="checkbox"/> Chemicals & Allied products</p> <p>C <input type="checkbox"/> Petroleum & Coal Industries</p> <p>D <input type="checkbox"/> Primary Metal Industries</p> <p>E <input type="checkbox"/> Fabricated Metal Products</p> <p>F <input type="checkbox"/> Machinery Except Elect. (incl. Gas Welding)</p> <p>G <input type="checkbox"/> Electrical Equip., Supplies, Electrodes</p> <p>H <input checked="" type="checkbox"/> Transportation Equip. - Air, Aerospace</p> <p>I <input type="checkbox"/> Transportation Equip. - Automotive</p> <p>J <input type="checkbox"/> Transportation Equip. - Boats, Ships</p> <p>K <input type="checkbox"/> Transportation Equip. - Railroad</p> <p>L <input type="checkbox"/> Utilities</p> <p>M <input type="checkbox"/> Welding Distributors & Retail Trade</p> <p>N <input type="checkbox"/> Misc. Repair Services (incl. welding Shops)</p> <p>O <input type="checkbox"/> Educational Services (Univ,Libraries,Schools)</p> <p>P <input type="checkbox"/> Engineering & Architectural Serv.(Incl.Ass.)</p> <p>Q <input type="checkbox"/> Misc. Business Services (Incl.Comm.Labs)</p> <p>R <input type="checkbox"/> Government (Federal,State,Llocal)</p> <p>S <input type="checkbox"/> Other</p>	<p>01 <input checked="" type="checkbox"/> President, owner, partner, officer</p> <p>02 <input type="checkbox"/> Manager,Director,Superint.(or assistant)</p> <p>03 <input type="checkbox"/> Sales</p> <p>04 <input type="checkbox"/> Purchasing</p> <p>05 <input type="checkbox"/> Engineer — welding</p> <p>06 <input type="checkbox"/> Engineer — other</p> <p>07 <input type="checkbox"/> Inspector, tester</p> <p>08 <input type="checkbox"/> Supervisor, foreman</p> <p>09 <input type="checkbox"/> Welder, welding or cutting operator</p> <p>10 <input type="checkbox"/> Architect, designer</p> <p>11 <input type="checkbox"/> Consultant</p> <p>12 <input type="checkbox"/> Metallurgist</p> <p>13 <input type="checkbox"/> Research & development</p> <p>14 <input type="checkbox"/> Technician</p> <p>15 <input type="checkbox"/> Educator</p> <p>16 <input type="checkbox"/> Student</p> <p>17 <input type="checkbox"/> Librarian</p> <p>18 <input type="checkbox"/> Customer service</p> <p>19 <input type="checkbox"/> Other</p> <p>20 <input type="checkbox"/> Engineer - design</p> <p>21 <input type="checkbox"/> Engineer - manufacturing</p> <p>22 <input type="checkbox"/> Quality Control</p>	<p><input type="checkbox"/> Robotics</p> <p><input type="checkbox"/> Computerization of Welding</p> <p><input type="checkbox"/> Ferrous Metals</p> <p><input type="checkbox"/> Aluminum</p> <p><input type="checkbox"/> Nonferrous Metals Except Aluminum</p> <p><input type="checkbox"/> Advance Materials/Intermetallics</p> <p><input type="checkbox"/> Ceramics</p> <p><input type="checkbox"/> High Energy Beam Process</p> <p><input type="checkbox"/> Arc Welding</p> <p><input type="checkbox"/> Brazing & Soldering</p> <p><input type="checkbox"/> Resistance Welding</p> <p><input type="checkbox"/> Thermal Spray</p> <p><input type="checkbox"/> Cutting</p> <p><input type="checkbox"/> NDT</p> <p><input type="checkbox"/> Safety & Health</p> <p><input type="checkbox"/> Bending & Shearing</p> <p><input type="checkbox"/> Roll Forming</p> <p><input type="checkbox"/> Stamping & Punching</p> <p><input type="checkbox"/> Aerospace</p> <p><input type="checkbox"/> Machinery</p> <p><input type="checkbox"/> Marine</p> <p><input type="checkbox"/> Piping & Tubing</p> <p><input type="checkbox"/> Pressure Vessels & Tanks</p> <p><input type="checkbox"/> Sheet Metal</p> <p><input type="checkbox"/> Structures</p> <p><input type="checkbox"/> Other</p> <p><input type="checkbox"/> Automation</p> <p><input type="checkbox"/> Computerization of Welding</p>

5. Qualifying Education and Experience Requirements

Check the box indicating your highest level of education. If using education for work experience, you must include a copy of transcripts for engineering, engineering technology, physical science or vocational education courses. Must include a copy of degree along with an official English translation.

Minimum Education Level	Minimum Work History	
	CAWI	CWI
<input type="checkbox"/> Completed less than 8 th grade	6 years	12 years
<input type="checkbox"/> Completed 8 th grade (You can combine 1 yr. Vo-Tech + 3 yrs. Work Experience to meet the min. requirements for CAWI)	4 years	9 years
<input type="checkbox"/> High Diploma or GED	2 Years	5 years
<input type="checkbox"/> High school diploma plus one-year engineering/technical school courses or one or more years of vocational education and training in a welding curriculum.	1 Year	4 years
<input type="checkbox"/> High school diploma plus two or more years engineering/technical school courses.	6 Months	3 years
<input type="checkbox"/> Associate or higher degree in engineering technology, engineering,	6 Months	2 years
<input type="checkbox"/> Bachelor or higher degree in welding engineering or welding techn	6 Months	1 year

6. Qualifying Work Experience: - Resumes not accepted -

ALL FIELDS ARE MANDATORY

DUPLICATE THIS SECTION FOR EACH ADDITIONAL EMPLOYER

6 : : .

Company Name 회사이름	Type of Business 회사업종	Company Phone Number 회사 전화 번호																
Company Street Address 회사 주소		City, Province, Country, Postal Code																
Supervisor's Name 상급자 이름	Title of Immediate Supervisor 상급자 직책																	
Supervisor's Email Address 상급자 email		Department 부서명																
Applicant's Job Title 응시생 직무 Welding Engineer , QC Inspector , Welder 등	<table border="1"> <thead> <tr> <th colspan="4">Dates of Employment</th> </tr> <tr> <th>From</th> <th colspan="2"></th> <th>To</th> </tr> <tr> <td>(Mo.)</td> <td>(Yr.)</td> <td></td> <td>(Mo.) (Yr.)</td> </tr> </thead> <tbody> <tr> <td></td> <td></td> <td></td> <td></td> </tr> </tbody> </table>		Dates of Employment				From			To	(Mo.)	(Yr.)		(Mo.) (Yr.)				
Dates of Employment																		
From			To															
(Mo.)	(Yr.)		(Mo.) (Yr.)															
Job Responsibilities <i>Detailed Description Required</i> 현재 수행하는 업무를 자세히 기입 EX) 1. Inspection for pressure vessels and H/EXs, supervising welder qualification test, 2. Assigned as a GTAW Welder and performing pipe line welding at several project																		

7. Employment Verification

7 : 가

personnel manager for the most recent or current employer indicated above.
 Provide this section with a letter of reference on company letterhead from two (2) separate clients attesting to:

- o the nature of work assignments during the period of performance
- o type of work done
- o length of time as a client

If the employer is no longer in business, include a copy of the W2 form.

Company Name: 회사명 _____ Company Phone: 회사 전화 _____

Company Address: 주소 _____

City, State: _____ Zip Code: _____ Country: _____

I, 상급자 이름 _____, verify that 응시생 이름 _____ maintained employment at _____

Supervisor/Personnel Manager's Name _____ Employee's Name (print) _____

회사명 _____ from 근무기간 _____ to 근무기간 _____
 Date mm/yyyy _____ Date mm/yyyy or Present _____

Signature: 서명 _____ Date: 월/일/연도 _____
 Supervisor/Personnel Manager's Name _____ Month/Day/Year _____

8. Visual Acuity Form

A current Visual Acuity Form must be completed and submitted along with this application (page 7 of this application).

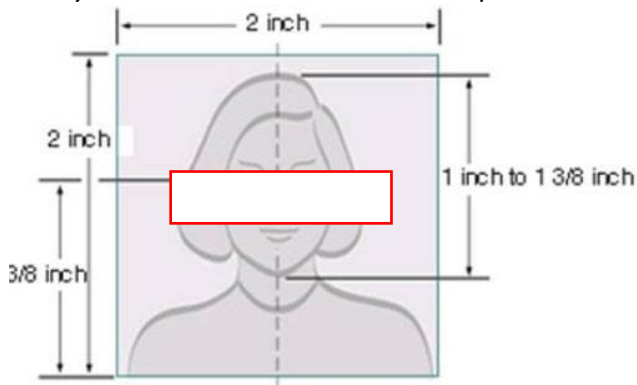
9. Proof of Identity

Please attach a color copy of your current Government issued ID to this application, such as a driver's license or passport.

10. Photo Requirement

Applicants **MUST** submit one (1) passport-style color photograph. Your photo is a vital part of your application. To learn more, review the information on how to provide a suitable photo to avoid processing delays by visiting our [website](#). The acceptance of your photo is always at the discretion of the AWS.

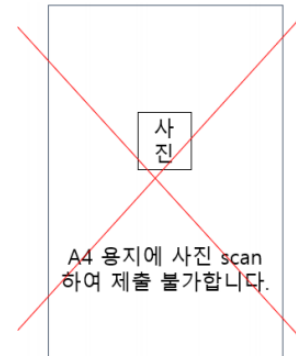
Print your name and AWS membership number on the reverse of the photograph.



DO NOT STAPLE OR PAPER CLIP PHOTO

51mm X 51mm

*Photos copied or digitally scanned from driver's licenses or other official documents are **not acceptable**.*



Intentionally Left Blank

11. IIW Waiver

IWE, IWIP

Part A

AWS offers a waiver for the Part A portion of the CWI exam if the applicant can demonstrate a current diploma from the International Institute of Welding (IIW). Please include a color copy of your diploma with this application if you wish to obtain the Part A waiver. AWS staff will verify the diploma's authenticity. The diplomas by IIW that are accepted for this exception are limited to International Welding Engineer (IWE), International Welding Inspector (IWIP), International Welding Specialist (IWS), and International Welding Technologist (IWT).

12. Candidate Attestation and General Terms of Use- Please check, date, and sign below.

PROGRAM AND REGISTRATION TERMS, POLICIES, AND FEES

I hereby certify that I have read the program requirements contained in the following program document:

- [QC1 Standard for the AWS Certification of Welding Inspectors](#)
- [B5.1 Specification for the Qualification of Welding Inspectors](#)

Further, I agree to comply with the existing requirements and any subsequent requirements that may be instituted by AWS. I have read and agree to the terms and conditions set forth in the [AWS Policies and Fees](#) form. I certify that the information I have included on this application is true. I understand that any false statements will nullify this application. I give AWS permission to verify this information. I agree to comply with the provisions set forth in the Standard concerning the administration of my examination and certification. Upon obtaining my certification, I give AWS the right to reveal my certification status as it relates to my validity and expiration date. I further understand that any required information that is incomplete or missing will cancel this registration.

EXAMINATION POLICIES AND RULES

Furthermore, I certify that I have not obtained any exam materials, have no prior knowledge of the AWS exam questions or answers, and have not and will not accept any solicitation for the AWS exam questions or answers from anyone at any time before, during, or after the exam as stated on the [Candidate Attestation Agreement](#) (Please click and read this link prior to accepting the Terms and Conditions. You will be required to sign this form on exam day). I understand that a violation of this oath may be grounds for invalidation of my certification and may be grounds for expulsion from any future testing. AWS may send text alerts regarding your seminar and/or exam site information or status.

COVID-19/COMMUNICABLE DISEASE LIABILITY POLICIES AND WAIVER

Furthermore, I certify that I have read and understand the [COVID-19/Communicable Disease Liability Waiver requirements](#). I certify that I understand that I will be asked to sign this waiver at the start of any AWS seminar, class, exam, or other AWS event. I further understand that failing to agree to the pronouncements in the waiver will disqualify me from participating in the event, and I will be barred from entering the event room or participating the event. I further understand that being barred for failing to agree to the pronouncements will result in forfeiture of all registration fees. I understand that I will also be barred from the event if I do not attest to both of the COVID-19 statements related to recent symptoms and exposure risks.

Applicant's Signature _____ 서명 _____ Date: _____ 날자 _____

Intentionally Left Blank

VISUAL ACUITY FORM

Member #: _____ Online Order #: _____ Site Code: _____ Date: _____

Last Name: _____ First Name: _____ MI: _____

Applicant

This form must be submitted for all SCWI/CWI/CAWI/CRI/CWEng applications ONLY.

AWS will not release exam results, recertification results, or renewals without a completed Visual Acuity Record on file.

IMPORTANT: This completed Visual Acuity Form must be sent to the AWS Certification Department along with the application. Applicants who have not fulfilled all requirements and/or have not submitted the form, shall have test scores/application voided and may be in jeopardy of forfeiting application fees. This form may be sent via email or mail.

Eye Examination

Eye examinations shall be administered by an Ophthalmologist, Optometrist, Medical Doctor, Registered Nurse or Certified Physician's Assistant or by other ophthalmic medical personnel and must include the state or province license number. Examinations shall be performed not more than one (1) year prior to the date of the certification examination or the expiration date for renewals and recertifications. New visual acuity records do not need to be supplied for retests occurring within one (1) year from the original examination date.

All applicants must pass an eye examination, with or without corrective lenses, to prove near vision acuity on Jaeger J2 at 12 in. or greater (≥ 30.5 cm). All applicants shall take a color perception test. Eye examination results must be documented on this Visual Acuity Record form supplied by the AWS Certification Department. **No other forms will be accepted.**

1. The following must be completed by the eye examiner:

A. Verify the customer's close vision acuity to Jaeger J2 specifications at a distance of 12 inches or greater (≥ 30.5 cm)

(Check ONLY one of the following for each eye)

OD	OS	
<input type="checkbox"/>	<input type="checkbox"/>	Requires corrected vision to read Jaeger J2 at 12 in. or greater.
<input type="checkbox"/>	<input type="checkbox"/>	No correction is required to read Jaeger J2 at 12 in. or greater.
<input type="checkbox"/>	<input type="checkbox"/>	Unable to read Jaeger J2 at 12 in. or greater even with attempt at correction.

AWS Use Only
W
O
NQ

B. Through a color perception examination, is the applicant colorblind?

(Check ONLY one of the following for each eye)

OD	OS	
<input type="checkbox"/>	<input type="checkbox"/>	Customer IS NOT colorblind
<input type="checkbox"/>	<input type="checkbox"/>	Customer IS colorblind.

AWS Use Only
C
B

2. Examiner's Contact Information (print clearly)

Customer Name _____ Date of eye exam: _____

Examiner Name: _____ Phone Number: _____

Examiner Address: _____

City: _____ State: _____ Zip/Postal Code: _____ Country: _____

3. Examiner professional status (check only one)

Ophthalmologist Optometrist Medical Doctor Registered Nurse

Examiner Signature: _____ State/Prov. License number: _____

[CWI 응시원서 작성 및 제출 안내]

개정: 2021년 12월8일

1. 원서작성 시점: 온라인 신청서 및 입금 완료 이후.
2. 신청서 제출 [전용 template]에 개인별 접속번호 입력하여 제출.
3. 접속번호 입력 후 신청서 파일 및 미국비자 사진 Upload (** E-mail 접수하지 않습니다.)

전용 Template : <https://www.asmeketc.com/upload>

****주의** : Upload 전 AWS 계정 생성 필수(Template에 설명되어 있음. 아주 간단함)

- 개인별 접속 번호 : 입금 확인후 E-mail로 발송하여 드립니다.

****신청서 원본 제출 요건 폐지****

단, 스캔 상태가 불량하여, AWS 제출이 불가시에는 우편제출을 요구할 수 있으며 추가 요금 발생.

[대표적인 reject 사례]

- 핸드폰으로 촬영하여 PDF로 편집하면, 테두리가 생기고, 원본 문서와 다르게 size가 변형이 되어, 접수 불가합니다. 실제 문서와 동일한 size로 제출.!
- 스캔문서는 흰색이 되어야 합니다. 스캔상태가 불량하면 파란색으로 보입니다.
- 근처 문구점이나 회사의 스캐너를 사용하시어, 정확한 원서를 제출하여 주시기 바랍니다.

신청서 검토 추가 비용(5만5천원)

적용 기준:

- 3회 이상 신청서 수정 코멘트를 하였으나 완결되지 못하는 경우.
- 우편으로 접수하는 경우 (사전에 inform 통보 요망)

Upload 파일 요건

1. 응시 원서

- 응시원서 스캔 순서 (화질 300DPI 이상의 PDF 파일 1EA).
- 1). 양식에 컴퓨터로 기본 정보 입력하신 후, 출력 후 서명하여 주시기 바랍니다. / / 또는 양식 출력후 전체 수기로 작성하여도 됩니다.
- 2). 시력검사표
- 3). 영문 졸업증명서 / IWE 사본 (해당자만)
- 4). 영문 경력/재직 증명서 (최근 3년 기간중, 근무한 회사별로 각각 증명서 제출)
- 5). 여권사본. (여권상의 이름과 응시원서 이름 동일) – 문서의 방향전환 없이 이름 및 생년월일 확인 가능토록 세로 방향으로 스캔.

(주) 한국 KETC

AWS 시험 & 교육 주관기관.

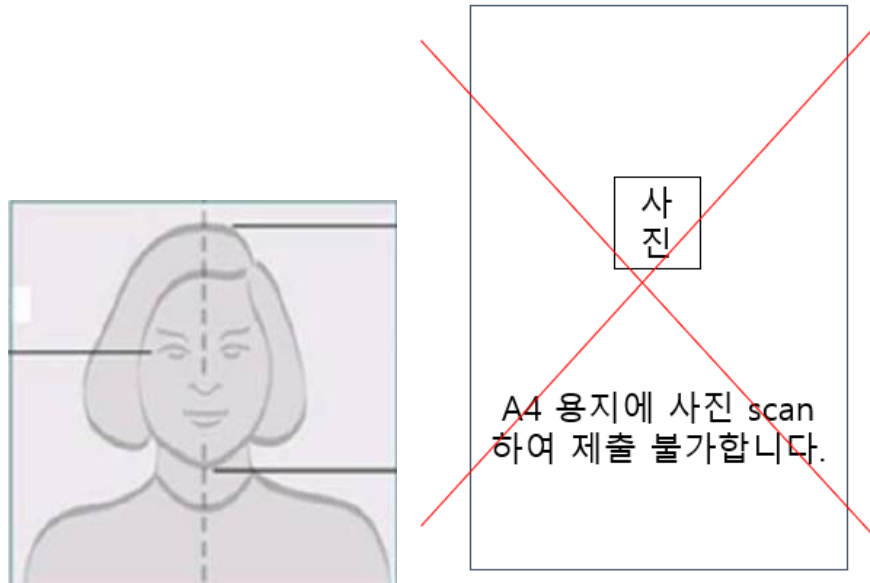
[CWI 응시원서 작성 및 제출 안내]

개정: 2021년 12월8일

2. 미국 비자 사진 : (JPG 파일)

- 크기: 51*51mm, 하얀색 배경 **여권사진 또는 증명사진 불가. (A4 종이에 사진을 스캔하여 제출 불가). 응시원서에 정확하게 들어가는 정사각형의 사진.

팁 ! : 기존의 사진을 스캔하여 사용하시는 경우에는 파워포인트 등을 활용하여, 배경을 제거하고, 사진만 정사각형으로 편집하여 JPG로 변환하여 제출 가능.



(주) 한국 KETC

AWS 시험 & 교육 주관기관.